

ASERS

Theoretical and Practical Research in Economic Fields

Biannually

Volume VI

Issue 1(11)


Summer 2015

ISSN 2068 – 7710

Journal **DOI**

<http://dx.doi.org/10.14505/tpref>

 **ASERS**
Publishing



Theoretical and Practical Research in Economic Fields



ASERS Publishing is an advanced e-publisher struggling to bring further worldwide learning, knowledge and research. This transformative mission is realized through our commitment to innovation and enterprise, placing us at the cutting-edge of electronic delivery in a world that increasingly considers the dominance of digital content and networked access not only to books and journals but to a whole range of other pedagogic services.

In both books and journals, **ASERS Publishing** is a hallmark of the finest scholarly publishing and cutting-edge research, maintained by our commitment to rigorous peer-review process.

Using pioneer developing technologies, **ASERS Publishing** keeps pace with the rapid changes in the e-publishing market.

ASERS Publishing is committed to providing customers with the information they want, when they want and how they want it. To serve this purpose, ASERS publishing offers digital Higher Education materials from its journals, courses and scientific books, in a proven way in order to engage the academic society from the entire world.

Editor in Chief

PhD Laura UNGUREANU

Spiru Haret University, Romania

Editor

PhD Ivan KITOV

Russian Academy of Sciences, Russia

Editorial Advisory Board

Monal Abdel-Baki

American University in Cairo, Egypt

Mădălina Constantinescu

SpiruHaret University and ASERS

Publishing, Romania

Jean-Paul Gaertner

Ecole de Management de Strasbourg,

France

Shankar Gargh

Editor in Chief of Advanced in Management,

India

Piotr Misztal

The Jan Kochanowski University in Kielce,

Faculty of Management and Administration,

Poland

Russell Pittman

International Technical Assistance

Economic Analysis Group Antitrust Division,

USA

Rachel Price-Kreitz

Ecole de Management de Strasbourg,

France

Rena Ravinder

Politechnic of Namibia, Namibia

Andy Ștefănescu

University of Craiova, Romania

Laura Gavrilă (formerly Ștefănescu)

SpiruHaret University Romania

Hans-Jürgen Weißbach

University of Applied Sciences - Frankfurt

am Main, Germany

ASERS Publishing

<http://www.asers.eu/asers-publishing>

ISSN 2068 – 7710

Journal's Issue DOI:

[http://dx.doi.org/10.14505/tpref.v6.1\(11\).00](http://dx.doi.org/10.14505/tpref.v6.1(11).00)

Contents:

1	Spatial Analysis of Income Growth in the Philippines: Evidence from Intra-Country Data	...5
	Dennis S. MAPA, Manuel Leonard F. ALBIS, Dorcas Mae P. COMANDANTE, Josephine D. CURA, Maureen P. LADAO	
2	Bubbles, Bluffs and Greed	...21
	Taiji HARASHIMA	
3	The Whole Economy Approach of the Input Output Model	...50
	Fengquan LIU	
4	Networks in Context: the Concept of Network in Manuel Castells' Theory of the Network Society	...65
	Ari-Veikko ANTTIROIKO	

Theoretical and Practical Research in Economic Fields

Many economists today are concerned by the proliferation of journals and the concomitant labyrinth of research to be conquered in order to reach the specific information they require. To combat this tendency, **Theoretical and Practical Research in Economic Fields** has been conceived and designed outside the realm of the traditional economics journal. It consists of concise communications that provide a means of rapid and efficient dissemination of new results, models and methods in all fields of economic research.

Theoretical and Practical Research in Economic Fields publishes original articles in all branches of economics – theoretical and empirical, abstract and applied, providing wide-ranging coverage across the subject area.

Journal promotes research that aim at the unification of the theoretical-quantitative and the empirical-quantitative approach to economic problems and that are penetrated by constructive and rigorous thinking. It explores a unique range of topics from the frontier of theoretical developments in many new and important areas, to research on current and applied economic problems, to methodologically innovative, theoretical and applied studies in economics. The interaction between empirical work and economic policy is an important feature of the journal.

Theoretical and Practical Research in Economic Fields, starting with its first issue, it is indexed in [EconLit](#), [RePEc](#), [EBSCO](#), [ProQuest](#), [Cabell Directories](#) and [CEEOL](#) databases.

The primary aim of the Journal has been and remains the provision of a forum for the dissemination of a variety of international issues, empirical research and other matters of interest to researchers and practitioners in a diversity of subject areas linked to the broad theme of economic sciences.

All the papers will be first considered by the Editors for general relevance, originality and significance. If accepted for review, papers will then be subject to double blind peer review.

Invited manuscripts will be due till November 25th, 2015, and shall go through the usual, albeit somewhat expedited, refereeing process.

Deadline for submission of proposals: 25th November, 2015

Expected publication date: December, 2015

Website: www.asers.eu/journals/tpref/

E-mail: tpref@asers.eu

To prepare your paper for submission, please see full author guidelines in the following file: [TPREF Full Paper Template.doc](#), then send it via email at tpref@asers.eu.



DOI: [http://dx.doi.org/10.14505/tpref.v6.1\(11\).03](http://dx.doi.org/10.14505/tpref.v6.1(11).03)

The Whole Economy Approach of the Input-Output Model

Fengquan LIU

fengquanliu212@gmail.com

Suggested Citation:

Liu, F (2015). The Whole Economy Approach of the Input-Output Model. *Theoretical and Practical Research in Economic Field*, (Volume VI, Summer), 1(11):50-64. DOI:10.14505/tpref.v6.1(11).03. Available from: <http://www.asers.eu/journals/tpref/curent-issue>.

Article's History:

Received May 2015; Revised July 2015; Accepted August 2015

2015. ASERS Publishing. All rights reserved.

Abstract:

In macroeconomy research that uses technological table, most studies have only considered a special aspect. This paper develops an input-output model that extends to the whole economy by adding finance into transaction table. This forms an integrated capital flow cycling system for whole economy. Economic growth is used to reflect economic dynamic characteristics. Whole economy is divided into five subsystems. On the basis of subsystem's balance sheet, we set up the simultaneous equation of whole economy. As part of the disposal income, the new loan of the subsystems is affected by money supply badly and the income ratio is not stable. In this paper, expenditure ratio of subsystems is used to solve the simultaneous equation. The subsystem's balance sheets and the simultaneous equation can be applied to study fundamental economic issues effectively.

Keywords: macroeconomy, input-output model, balance sheet, economic mechanism, fundamental economic issues, economic simulation experiment.

JEL Classification: C00,C30.

1. Introduction

In mathematical logic, Leontief built up the legitimate relationship among macroeconomic variables. It is a system of simultaneous equation of economic variables expressed with technological matrix (Leontief 1970) Input-output model (I-O in short) is very well known among economists and policy analysts, and it is widely used to study economic impacts of one sector on an economy in the national and the regional level.

Leontief set up the relationship of environment pollution with consumption and production (Leontief 1986). M. Peneder illustrated the effect of industrial structure on aggregate income and growth (Peneder 2002). Swenson and Moore presented a method to determine full economic impacts of tax law (Swenson, Moore, 1987). Santos identified regional perturbations pursuant to disaster scenarios (Fisher 1916)

The application of technological table is too long to list. They have a common feature that every application is specialized in a particular aspect due to short of finance system. With finance in transaction table, it forms an integrated capital flow cycling system for the whole economy. Together

with production, consumption and investment, taking finance into consideration is essential to build technological matrix, with which we can depict macroeconomy phenomena and explain its mechanism reasonably as a whole.

This paper attempts to fill the gap. On the closed economy, we divided whole economy into five subsystems: household, government, enterprise, investment and finance. As a result, the technological matrix is simplified to each subsystem's receipts and expenditure table. For every sector on the technological table, input equals output and for every subsystem's on transaction table, disposal income equals payment. Both of them are in accordance with Walras general equilibrium theory (Walras 1957)

To illustrate economic dynamic characteristic, economic growth is introduced into transaction table. Then we get simultaneous equation of whole economy on the basis of transaction table and balance sheets. To solve the equation, we use output (expenditure) ratio instead of input (income) ratio. As part of disposal income, new loan amount is affected by money supply very badly, and as part of expenditure, the amount of loan to be repaid is decided by total loan of previous period. This suggests that expenditure ratio is more stable than income ratio. With the help of expenditure ratio, independent variables replace the dependent ones. After plugging replaced variables into these equations, they become solvable. They can be used to illustrate economic mechanism, to perform economic simulating experiments, and to explain economic phenomena and fundamental issues such as money supply, calculation of inflation rate and economy growth, reasonable interest rate and exchange rate, and the cause of stagnation.

2. Transaction table

To analyse macroeconomic situation as a whole, we divide closed economy system into 5 subsystems: household, government, enterprise, investment and finance. By tracing capital flows among subsystems, we get closed macroeconomy's technological table similar to Leontief's I-O table. Because subsystem's receipt is its input and payment is the output, the macroeconomy's technological table is also transaction table. We use x_{ij} to represent the capital flows among subsystems. x_{ij} indicates subsystem i paid x amount of money to subsystem j . The row sum $\sum_{j=1}^n x_{ij}$ represents subsystem's total payments and column sum $\sum_{i=1}^n x_{ij}$ total receipts.

Table 1. Transaction table

	H	G	E	I	F
H	\	x_{12}	x_{13}	x_{14}	x_{15}
G	x_{21}	\	x_{23}	x_{24}	x_{25}
E	x_{31}	x_{32}	\	x_{34}	x_{35}
I	x_{41}	x_{42}	x_{43}	\	x_{45}
F	x_{51}	x_{52}	x_{53}	x_{54}	\

Note: *H: Household; G: Government; E: Enterprise; I: Investment; F: Finance.

For Leontief's I-O table, it is evident that every sector's total input equals total output and for the transaction table above, receipts equal payments. Both of them are in accordance with the general equilibrium presented by Walras. The equilibrium of subsystems capital flows are exactly the balance sheets used in accounting. For the purpose of easy to understand and convenient to discuss in depth, the components of income and payment of every subsystem will be listed and their relationship will be studied.

3. Balance sheets

The balance sheet discussed here is in a broad sense. The income is all the money a subsystem can get (including new loan), and payment consists of all the money a subsystem can use. To complete balance sheets, the variables and their meanings are given in Table 2.

Table 2. List of variables and their meanings.

VARIABLE	MEANING
A_i	Asset bought from government for investment (mainly land).
AR	Available money to be loaned and deposit reserve.
B	Bond - B_e, B_{en}, B_g and B_{gn} are the bonds becoming due and newly issued by enterprise and government respectively.
C	Consumption: C_g – Government consumption; C_h – Household consumption; C_i – Investment consumption; C_{ig} – Capital Construction consumption; C_{ih} – Housed investing consumption
C_r	Unit material cost rate:
D	Deposit: D_e, D_g, D_h and D_i – Enterprise, government, household and investment deposits respectively
D_i	Depositinterest: D_{ie}, D_{ig}, D_{ih} and D_{ii} – Interest income from enterprise, government household and investment deposits respectively
I	Investment: I_{gi} is government investment to state owned companies.
L	Loan: L_e, L_g, L_h, L_i - Enterprise, government, household and investment loans respectively
L_a	The amount of the loan to be repaid: L_{ae}, L_{ag}, L_{ah} and L_{ai} – the loan amount needed to be paid to finance by enterprise, government, household and investment respectively
L_c	Laborcost: L_{ce}, L_{cg}, L_{ci} – Enterprise, government capital construction, and investment labor costs
L_i	Loaninterest: L_{ie}, L_{ig}, L_{ih} and L_{ii} - the loan interest paid to finance by enterprise, government, household and investment respectively
M	Money. Newly issued money.
P	Price
P_r	Profit: P_{rg}, P_{rh} – profits paid to government and household by enterprise. P_{ri} – profit used for new investment by enterprise.
Q	Quantity. The amount of goods and service.
S	Stock.
SL	Salary. Government employee salary.
T	Tax.

Take householding as an example to demonstrate the establishment of subsystem's balance sheets. Household incomes and payments are listed in Table 3.

Table 3. Household incomes and payments.

INCOME	COMES FROM	PAYMENT	GOES TO
Labour cost L_{ce}	E	Consumption C_h	E
Matured Bond B_e	E	Investment consumption C_{ih}	E
Profit P_{rh}	E		
Salary S_L	G	New bond B_{gn}	G
Matured bond B_g	G		
Labour cost L_{cg}	G		
Labour cost L_{ci}	I	New bond B_{en} , new stock S	I
New loan L_h	F	Due loan L_{ah}	F
Deposit interest D_i	F	Loan interest L_{ih}	F
		Deposit D_h	F

Note: *Pensions are included in salary.

Writing in symbols, household balance sheet becomes:

$$L_{ce} + B_e + P_{rh} + S_L + B_g + L_{cg} + L_{ci} + L_h + D_{ih} = C_h + C_{ih} + S + B_{en} + B_{gn} + L_{ah} + D_h + L_{ih}$$

Inspecting the balance sheet, we find that the loan is still part of disposal income. Actually in the whole inspecting period, the loan was gradually used and used up at the end of period. The new loan added to entire economy caused the price goes up and quantity rises. In turn, comparing with last period, it enhanced every sub-system's actual income. In short, every sub-system's loan melts down in the entire economy by the work of economical mechanism and increased sub-systems' actual incomes by feedback. The problem appeared above is caused by analyzing dynamic economic issues with static analysis method. Therefore the balance sheet has to be reformatted to approach actual economic condition.

For simplicity, we assume constant increment to scale. That is if nominal growth increase by 5 percent, all the transaction variables in inspecting period will also increase by 5 percent, except for the variables related to finance x_{5j} and x_{i5} ($i, j = 1, \dots, 5$). The reason that finance related variables do not move together with growth is that new loan is decided by new issued money and repaid loan is affected by total loan.

Take actual income from last period plus new loan and interest of deposit from this period as this period's disposal income, and take the sum of actual payment of last period and its nominal increment from this period, plus payback to finance from this period as this period's payments, the reformatted household balance sheet is shown below:

$$L_{ce}^o + B_e^o + P_{rh}^o + S_L^o + B_g^o + L_{cg}^o + L_{ci}^o + L_h' + D_{ih}' = (1 + Q')(C_h^o + C_{ih}^o + S^o + B_{en}^o + B_{gn}^o) + L_{ah}' + D_h' + L_{ih}'$$

where superscripts o indicates Last period (year), and $'$ indicates the inspecting period (this year).

Likewise Government balance sheet:

$$T^o + P_{rg}^o + B_{gn}^o + A_i^o + L_g' + D_{ig}' = (1 + Q')(C_g^o + C_{ig}^o + I_{gi}^o + S_L^o + B_g^o + L_{cg}^o) + L_{ag}' + D_g' + L_{ig}'$$

and Enterprise balance sheet:

$$P^oQ^o + L'_e + D'_{ie} = (1 + Q)(C_r^oQ^o + L_{ce}^o + B_e^o + P_{rh}^o + P_{ri}^o + P_{rg}^o + T^o) + L'_{ae} + D'_e + L'_{ie}$$

Note that total sales PQ , intermediate goods C_rQ and final goods satisfy:

$$PQ - C_rQ = C_h + C_{ih} + C_g + C_{ig} + C_i$$

If the ratio of intermediate goods to total sales λ is a constant. The intermediate goods could be replaced by λ and the final goods:

$$PQ = \frac{1}{1-\lambda}(C_h + C_{ih} + C_g + C_{ig} + C_i), \quad PQ = \frac{C_rQ}{\lambda}$$

This gives:

$$C_rQ = \frac{\lambda}{1-\lambda}(C_h + C_{ih} + C_g + C_{ig} + C_i), \quad Q'C_rQ = \frac{\lambda Q'}{1-\lambda}(C_h + C_{ih} + C_{ig} + C_i)$$

Hence the transformed enterprise balance sheet will be:

$$\left(1 - \frac{\lambda Q'}{1-\lambda}\right)(C_h^o + C_{ih}^o + C_g^o + C_{ig}^o + C_i^o) + L'_e + D'_{ie} = (1 + Q')(L_{ce}^o + B_e^o + P_{rh}^o + P_{ri}^o + P_{rg}^o + T^o + L_{ae}' + D'_e + L_{ie}')$$

Investment balance sheet and the Finance balance sheet will respectively be:

$$P_{ri}^o + S^o + B_{en}^o + I_{gi}^o + L'_i + D'_{ii} = (1 + Q')(C_i^o + A_i^o + L_{ci}^o) + L'_{ai} + D'_i + L'_{ii};$$

$$M' + L'_{ah} + D'_h + L'_{ih} + L'_{ag} + D'_g + L'_{ig} + L'_{ae} + D'_e + L'_{ie} + L'_{ai} + D'_i + L'_{ii} = \Delta AR' + L'_h + D'_{ih} + L'_g + D'_{ig} + L'_e + D'_{ie} + L'_i + D'_{ii}.$$

4. Macro economy mechanism

Summing up all the money one subsystem can get from others forms capital flow variables x_{ij} used in transaction table. See Table 4.

Table 4.Components of x_{ij} .

x_{21}	x_{12}	x_{31}	x_{13}	x_{41}
$S_L + B_g + L_{cg}$	B_{gn}	$L_{ce} + P_{rh} + B_e$	$C_h + C_{ih}$	L_{ci}
x_{14}	x_{24}	x_{42}	x_{23}	x_{32}
$B_{en} + S$	I_{gi}	A_i	$C_g + C_{ig}$	$P_{rg} + T$
x_{34}	x_{43}	x_{51}	x_{15}	x_{52}
P_{ri}	C_i	$L_h + D_{ih}$	$L_{ah} + L_{ih} + D_h$	$L_g + D_{ig}$
x_{25}	x_{54}	x_{45}	x_{53}	x_{35}
$L_{ag} + L_{ig} + D_g$	$L_i + D_{ii}$	$L_{ai} + L_{ii} + D_i$	$L_e + D_{ie}$	$L_{ae} + L_{ie} + D_e$
$M_1 = M - \Delta AR$				

On the basis of sub-system's balance sheets and summed up capital flow variables, the working mechanism chart of entire-dynamic macro economy can be drawn as Figure 1.

Figure 1 depicts the working mechanism of entire dynamic macro economy and how it is running orderly and effectively. On the market, profits drive economic units, resource provides basic needs and monetary policy ensures the market moving smoothly. The capital flows formed in market transaction makes all the economic activities a whole macro economy. The changes of amount and direction of capital flows determine the state of macro economy.

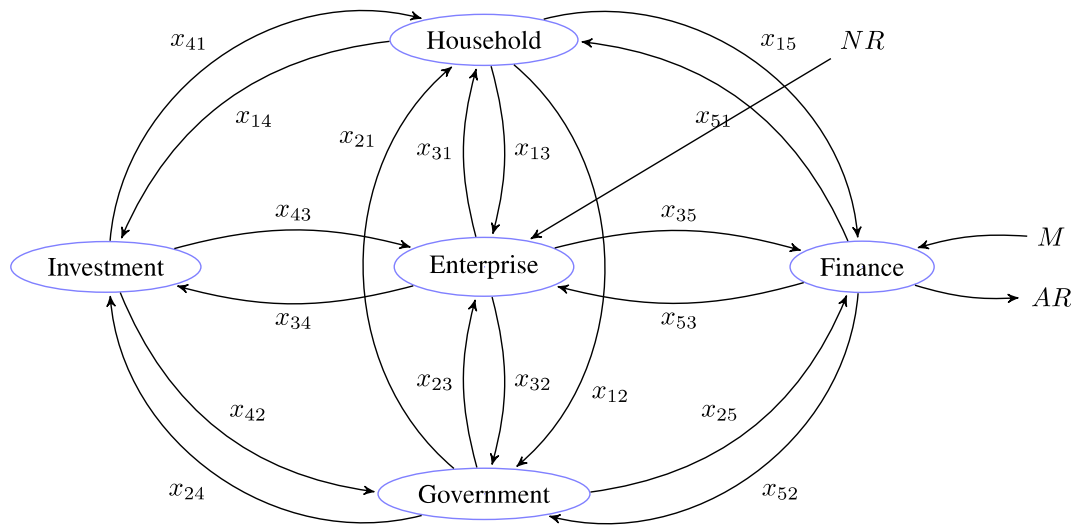


Figure 1. Illustration of the entire dynamic macro economy. NR: Natural Resource; M: Money Supply; AR: Available money to be loaned and deposit reserve.

5. Dynamic transaction table

Among sub-systems of macro economy, there are capital inter-flows. It is the capital inter-flows of sub-systems, which connect one sub-system to another inseparably, forming a whole organic macro economy. In the following discussion, the simultaneous equations will be set-up according to the quantities of capital flow among sub-systems, which contains the logical relationship of all the macro-economic variables.

Putting summed up variable x_{ij} into balance sheets; we get simultaneous equations composed of 5 subsystem balance sheets:

$$\begin{aligned}
 x_{21}^o + x_{31}^o + x_{41}^o + x_{51}' &= (1 + Q')(x_{12}^o + x_{13}^o + x_{14}^o) + x_{15}'; \\
 x_{12}^o + x_{42}^o + x_{32}^o + x_{52}' &= (1 + Q')(x_{21}^o + x_{24}^o + x_{23}^o) + x_{25}'; \\
 \left(1 - \frac{\lambda Q'}{1 - \lambda}\right)(x_{13}^o + x_{23}^o + x_{43}^o) + x_{53}' &= (1 + Q')(x_{31}^o + x_{32}^o + x_{34}^o) + x_{35}'; \\
 x_{14}^o + x_{24}^o + x_{34}^o + x_{54}' &= (1 + Q')(x_{41}^o + x_{42}^o + x_{43}^o) + x_{45}'; \\
 x_{15}' + x_{25}' + x_{45}' + x_{35}' + M_1' &= x_{51}' + x_{52}' + x_{54}' + x_{53}'.
 \end{aligned}$$

Table 1 is a static and settled accounts transaction matrix. We can establish a dynamic one according to the equations above. See Table 5.

Table 5. Dynamic transaction table.

	H	G	E	I	F
H		$(1 + \theta')x_{12}^o$	$(1 + \theta')x_{13}^o$	$(1 + \theta')x_{14}^o$	x_{15}'
		x_{12}^o	$\left(1 - \frac{\lambda\theta'}{1 - \lambda}\right)x_{13}^o$	x_{14}^o	
G	$(1 + \theta')x_{21}^o$		$(1 + \theta')x_{23}^o$	$(1 + \theta')x_{24}^o$	x_{25}'
	x_{21}^o		$\left(1 - \frac{\lambda\theta'}{1 - \lambda}\right)x_{23}^o$	x_{24}^o	
E	$(1 + \theta')x_{31}^o$	$(1 + \theta')x_{32}^o$		$(1 + \theta')x_{34}^o$	x_{35}'

	x_{31}^o	x_{32}^o		x_{34}^o	
I	$(1 + \theta')x_{41}^o$	$(1 + \theta')x_{42}^o$	$(1 + \theta')x_{43}^o$		x'_{45}
	x_{41}^o	x_{42}^o	$\left(1 - \frac{\lambda\theta'}{1-\lambda}\right)x_{43}^o$		
F	x'_{51}	x'_{52}	x'_{53}	x'_{54}	M'_1

The variables on the top of each cell are used to calculate payments and those on the bottom are used to calculate receipts.

6. Simultaneous equation

Even taking M'_1 as known, the simultaneous equation has 20 unknowns and only 5 linear equations. To solve it, we need the second assumption. Similar to single process production function assumption used in I-O model (Mouhammed 2000), we assume that there is a fixed expenditure pattern for every subsystem. The constant payment to scale is that subsystems single payment will increase with its total income by the same percent. The payment proportion to total income of subsystems is subject to economic structure. They are relatively stable, so we take it as constant. For example, during the 11 years from 2001 to 2012 in United Kingdom, the living cost and food expenditure remains steady, 489 pound per week (inflation adjusted). It is almost a level line (Office for National Statistics, 2013). The statistical analysis of Americans household expenditure proportion got similar conclusion (The Wall Street Journal, 2012).

Emphasizing the stability of expenditure ratio does not deny its little change. The payment ratio is only an instrument used to solve the equation here. In the process of applying them, we need to adjust them according to actual statistic results. The payment ratio can be used to reform the simultaneous equations. Payment ratio of sub-systems is in Table 6.

Table 6 .Payment ratio of subsystems.

Household	Ratio	x_{12}	x_{13}	x_{14}	x_{15}	
		α_1	α_2	α_3	α_4	$\sum\alpha_i = 1$
Government	Variable	x_{21}	x_{24}	x_{23}	x_{25}	
	Ratio	β_1	β_2	β_3	β_4	$\sum\beta_i = 1$
Enterprise	Variable	x_{31}	x_{32}	x_{34}	x_{35}	
	Variable	γ_1	γ_2	γ_3	γ_4	$\sum\gamma_i = 1$
Investment	Variable	x_{41}	x_{42}	x_{43}	x_{45}	
	Ratio	ζ_1	ζ_2	ζ_3	ζ_4	$\sum\zeta_i = 1$
Finance	Variable	x_{51}	x_{52}	x_{54}	x_{53}	
	Ratio	ϵ_1	ϵ_2	ϵ_3	ϵ_4	$\sum\epsilon_i = 1$

Note: The calculation of payment ratio is shown in Table 7.

Table 7.Payment ratio calculation.

α_1	$\frac{(1 + Q')x_{12}^o}{x_{21}^o + x_{31}^o + x_{41}^o + x'_{51}}$	β_1	$\frac{(1 + Q')x_{21}^o}{x_{12}^o + x_{42}^o + x_{32}^o + x'_{52}}$
α_2	$\frac{(1 + Q')x_{13}^o}{x_{21}^o + x_{31}^o + x_{41}^o + x'_{51}}$	β_2	$\frac{(1 + Q')x_{24}^o}{x_{12}^o + x_{42}^o + x_{32}^o + x'_{52}}$
α_3	$\frac{(1 + Q')x_{14}^o}{x_{21}^o + x_{31}^o + x_{41}^o + x'_{51}}$	β_3	$\frac{(1 + Q')x_{23}^o}{x_{12}^o + x_{42}^o + x_{32}^o + x'_{52}}$
α_4	$\frac{x'_{15}}{x_{21}^o + x_{31}^o + x_{41}^o + x'_{51}}$	β_4	$\frac{x'_{25}}{x_{12}^o + x_{42}^o + x_{32}^o + x'_{52}}$

ζ_1	$\frac{(1 + Q')x_{41}^o}{x_{14}^o + x_{24}^o + x_{34}^o + x_{54}^o}$	γ_1	$\frac{(1 + Q')x_{31}^o}{\left(1 - \frac{\lambda Q'}{1-\lambda}\right)(x_{13}^o + x_{23}^o + x_{43}^o) + x_{53}^o}$
ζ_2	$\frac{(1 + Q')x_{42}^o}{x_{14}^o + x_{24}^o + x_{34}^o + x_{54}^o}$	γ_2	$\frac{(1 + Q')x_{32}^o}{\left(1 - \frac{\lambda Q'}{1-\lambda}\right)(x_{13}^o + x_{23}^o + x_{43}^o) + x_{53}^o}$
ζ_3	$\frac{(1 + Q')x_{43}^o}{x_{14}^o + x_{24}^o + x_{34}^o + x_{54}^o}$	γ_3	$\frac{(1 + Q')x_{34}^o}{\left(1 - \frac{\lambda Q'}{1-\lambda}\right)(x_{13}^o + x_{23}^o + x_{43}^o) + x_{53}^o}$
ζ_4	$\frac{x_{45}^o}{x_{14}^o + x_{24}^o + x_{34}^o + x_{54}^o}$	γ_3	$\frac{(1 + Q')x_{35}^o}{\left(1 - \frac{\lambda Q'}{1-\lambda}\right)(x_{13}^o + x_{23}^o + x_{43}^o) + x_{53}^o}$

ϵ_1	$\frac{x_{51}^o}{x_{15}^o + x_{25}^o + x_{45}^o + x_{35}^o + M_1^o}$
ϵ_2	$\frac{x_{52}^o}{x_{15}^o + x_{25}^o + x_{45}^o + x_{35}^o + M_1^o}$
ϵ_3	$\frac{x_{54}^o}{x_{15}^o + x_{25}^o + x_{45}^o + x_{35}^o + M_1^o}$
ϵ_4	$\frac{x_{53}^o}{x_{15}^o + x_{25}^o + x_{45}^o + x_{35}^o + M_1^o}$

On the basis of the second assumption, every subsystem's expenditure variables are all interrelated and dependent variables. There is only one independent expenditure variable in each subsystem. They can be replaced one by the other. Therefore, the simultaneous equation has 5 independent variables with 5 linear equations. It can be solved uniquely. Choosing one payment variable such as x_{21}^o and 4 income variables $x_{12}^o, x_{42}^o, x_{32}^o, x_{52}^o$ in one subsystem's balance sheet as basic variables, we build new simultaneous equations, shown below.

$$x_{21}^o = \frac{\beta_1}{1+Q'}(x_{12}^o + x_{42}^o + x_{32}^o + x_{52}^o);$$

$$x_{12}^o = \frac{\alpha_1}{1+Q'}(x_{21}^o + x_{31}^o + x_{41}^o + x_{51}^o);$$

$$x_{42}^o = \frac{\zeta_2}{1+Q'}(x_{14}^o + x_{24}^o + x_{34}^o + x_{54}^o);$$

$$x_{32}^o = \frac{\gamma_2}{1+Q'}\left[\left(1 - \frac{\lambda Q'}{1-\lambda}\right)(x_{13}^o + x_{23}^o + x_{43}^o) + x_{53}^o\right];$$

$$x_{52}^o = \epsilon_2(x_{15}^o + x_{25}^o + x_{45}^o + x_{35}^o + M_1^o).$$

To get solvable equations, we need to replace all other variables by basic ones with the aid of variable replacement table. See Table 8.

Table 8. Variable replacement table.

	Variable	x_{21}^o	x_{42}^o	x_{32}^o	x_{52}^o
Government	Replacement	$\frac{\beta_1}{\beta_1} x_{21}^o$	$\frac{\beta_2}{\beta_1} x_{21}^o$	$\frac{\beta_3}{\beta_1} x_{21}^o$	$\frac{\beta_4(1 + Q')}{\beta_1} x_{21}^o$
	Variable	x_{12}^o	x_{13}^o	x_{14}^o	x_{15}^o
Household	Replacement	$\frac{\alpha_1}{\alpha_1} x_{12}^o$	$\frac{\alpha_2}{\alpha_1} x_{12}^o$	$\frac{\alpha_3}{\alpha_1} x_{12}^o$	$\frac{\alpha_4(1 + Q')}{\alpha_1} x_{12}^o$
	Variable	x_{21}^o	x_{22}^o	x_{23}^o	x_{24}^o

Investment	Variable	x_{42}^o	x_{41}^o	x_{43}^o	x_{45}^o
	Replacement	$\frac{\zeta_2}{\zeta_2} x_{42}^o$	$\frac{\zeta_1}{\zeta_2} x_{42}^o$	$\frac{\zeta_3}{\zeta_2} x_{42}^o$	$\frac{\zeta_4(1+Q')}{\zeta_1} x_{42}^o$
Enterprise	Variable	x_{32}^o	x_{31}^o	x_{34}^o	x_{35}^o
	Replacement	$\frac{\gamma_2}{\gamma_2} x_{32}^o$	$\frac{\gamma_1}{\gamma_2} x_{32}^o$	$\frac{\gamma_3}{\gamma_2} x_{32}^o$	$\frac{\gamma_4(1+Q')}{\gamma_2} x_{32}^o$
Finance	Variable	x_{52}^o	x_{51}^o	x_{54}^o	x_{53}^o
	Replacement	$\frac{\epsilon_2}{\epsilon_2} x_{52}^o$	$\frac{\epsilon_1}{\epsilon_2} x_{52}^o$	$\frac{\epsilon_3}{\epsilon_2} x_{52}^o$	$\frac{\epsilon_4}{\epsilon_2} x_{52}^o$

Putting replaced variables into new simultaneous equations, we have re-organized 5 elements linear function simultaneous equations. See below.

$$x_{21}^o = \frac{\beta_1}{1+Q'} (x_{12}^o + x_{42}^o + x_{32}^o + x_{52}^o);$$

$$x_{12}^o = \frac{\alpha_1}{1+Q'} \left(x_{21}^o + \frac{\zeta_1}{\zeta_2} x_{42}^o + \frac{\gamma_1}{\gamma_2} x_{32}^o + \frac{\epsilon_1}{\epsilon_2} x_{52}^o \right);$$

$$x_{42}^o = \frac{\zeta_1}{1+Q'} \left(\frac{\beta_2}{\beta_1} x_{21}^o + \frac{\alpha_3}{\alpha_1} x_{12}^o + \frac{\gamma_3}{\gamma_2} x_{32}^o + \frac{\epsilon_3}{\epsilon_2} x_{52}^o \right);$$

$$x_{32}^o = \frac{\gamma_2}{1+Q'} \left[\left(1 - \frac{\lambda Q'}{1-\lambda} \right) \left(\frac{\beta_3}{\beta_1} x_{21}^o + \frac{\alpha_2}{\alpha_1} x_{12}^o + \frac{\zeta_3}{\zeta_2} x_{42}^o \right) + \frac{\epsilon_4}{\epsilon_2} x_{52}^o \right];$$

$$x_{52}^o = \epsilon_2(1+Q') \left(\frac{\beta_4}{\beta_1} x_{21}^o + \frac{\alpha_4}{\alpha_1} x_{12}^o + \frac{\zeta_4}{\zeta_2} x_{42}^o + \frac{\gamma_4}{\gamma_2} x_{32}^o \right) + \epsilon_2 M_1'.$$

Taking economic structure ratio $\alpha_i, \beta_i, \zeta_i, \epsilon_i$ and nominal growth rate Q' as known, x_{ij} can be solved, which are expressed by M_1' . The determinant solution of the simultaneous equation is given below:

$$\begin{pmatrix} 1 & -\frac{\beta_1}{1+Q'} & -\frac{\beta_1}{1+Q'} & -\frac{\beta_1}{1+Q'} & -\frac{\beta_1}{1+Q'} \\ -\frac{\alpha_1}{1+Q'} & 1 & -\frac{\zeta_1 \alpha_1}{\zeta_2(1+Q')} & -\frac{\gamma_1 \alpha_1}{\gamma_2(1+Q')} & -\frac{\epsilon_1 \alpha_1}{\epsilon_2(1+Q')} \\ -\frac{\beta_2 \zeta_2}{\beta_1(1+Q')} & -\frac{\alpha_3 \zeta_2}{\alpha_1(1+Q')} & 1 & -\frac{\gamma_3 \zeta_2}{\gamma_2(1+Q')} & -\frac{\epsilon_3 \zeta_2}{\epsilon_2(1+Q')} \\ -\frac{\beta_3 \gamma_2 \left(1 - \frac{\lambda Q'}{1-\lambda} \right)}{\beta_1(1+Q')} & -\frac{\alpha_2 \gamma_2 \left(1 - \frac{\lambda Q'}{1-\lambda} \right)}{\alpha_1(1+Q')} & -\frac{\zeta_3 \gamma_2 \left(1 - \frac{\lambda Q'}{1-\lambda} \right)}{\zeta_2(1+Q')} & 1 & -\frac{\epsilon_4 \gamma_2}{\epsilon_2(1+Q')} \\ -\frac{\beta_4 \epsilon_2(1+Q')}{\beta_1} & -\frac{\alpha_4 \epsilon_2(1+Q')}{\alpha_1} & -\frac{\zeta_4 \epsilon_2(1+Q')}{\zeta_2} & -\frac{\gamma_4 \epsilon_2(1+Q')}{\gamma_2} & 1 \end{pmatrix} = \begin{pmatrix} 0 \\ 0 \\ 0 \\ 0 \\ \epsilon_2 M_1' \end{pmatrix}$$

7. The usage of simultaneous equation

To demonstrate the usage of simultaneous equation, a hypothetical payment ratio table is given in Table 9.

Table 9. Hypothetical payment ratio.

Series	1	2	3	4
Ratio				
α	.05	.4	.1	.45
β	.15	.1	.55	.2

γ	.35	.3	.2	.15
ζ	.2	.1	.55	.15
ϵ	.12	.3	.4	.18

If the hypothetical nominal growth θ' and intermediate goods ratio λ are .25 and .4 respectively. The calculated determinant solution of the simultaneous equation is:

$$\begin{pmatrix} 1 & -.12 & -.12 & -.12 & -.12 \\ -.04 & 1 & -.08 & -.0466 & -.016 \\ -.0533 & -.16 & 1 & -.0533 & -.1067 \\ -.7333 & -1.6 & -1.1 & 1 & -.144 \\ -.5 & -3.375 & -.5625 & -1.1875 & 1 \end{pmatrix} = \begin{pmatrix} 0 \\ 0 \\ 0 \\ 0 \\ .3M'_1 \end{pmatrix}$$

After solving the equation, we get x_{ij}^o and x'_{ij} in Table 10.

Table 10. x_{ij} solutions.

	x_{12}^o	x_{13}^o	x_{14}^o	x'_{15}
	.04077	.32616	.08154	.45866
x_{21}^o		x_{23}^o	x_{24}^o	x'_{25}
.13687		.50816	.09125	.22812
x_{31}^o	x_{32}^o		x_{34}^o	x'_{35}
.42864	.36741		.24494	.22963
x_{41}^o	x_{42}^o	x_{43}^o		x'_{45}
.20158	.10079	.55435		.18898
x'_{51}	x'_{52}	x'_{53}	x'_{54}	
.25264	.63160	.37896	.84213	

Note: We omit M'_1 factor in all entries.

Now the dynamic transaction table becomes:

Table 11. Hypothetical dynamic transaction table.

	H	G	E	I	F
H		.05096	.40770	.10193	.45866
		.04077	.27180	.08154	
G	.17109		.62733	.11406	.22812
	.13687		.41821	.09125	
E	.53580	.45926		.30618	.22963
	.42864	.36741		.24494	
I	.25198	.12600	.69294		.18898
	.20158	.10079	.46196		
F	.25264	.63160	.37896	.84213	1

8. Applications

The result discussed above can be used widely in macroeconomy. We give a few examples demonstrating applications of balance sheets and the simultaneous equation.

8.1. Applications of Balance Sheets

Monetary equation

The money supply can be captured by summing up sub-system's 5 balance sheets. After added up and reorganized, we have the money supply:

$$M' = \Delta AR$$

Available loan and reserve increment:

$$+ \Delta C_h^o + \Delta C_{ih}^o + \Delta C_g^o + \Delta C_{ig}^o + \Delta C_i^o + \Delta C_r^o \cdot Q^o$$

Total sales increment $\Delta(PQ)$:

$$+ \Delta L_{ce}^o + \Delta L_{ci}^o + \Delta L_{cg}^o + \Delta SL^o$$

Labor cost increment ΔL_c

$$+ \Delta P_{rh}^o + \Delta P_{rg}^o + \Delta P_{ri}^o$$

Profit increment ΔP_r

$$+ \Delta B_{en}^o + \Delta B_{gn}^o + \Delta B_e^o + \Delta B_g^o + \Delta S^o \text{ security market volume increment } \Delta B$$

$$+ \Delta T^o \text{ Tax increment}$$

$$+ \Delta A_i^o \text{ Asset increment}$$

$$+ \Delta I_{gn}^o \text{ State owned co investment increment by government}$$

Let $Y = LC + P_r + B + T + A_i + I_{gi}$ denote the yield. The money supply is equal to total sales increment and total yield increment plus available loan and reserve increment. Equation can be written in short:

$$M' = \Delta(PQ)^o + \Delta Y^o + \Delta AR' \text{ or } M'_1 = \Delta(PQ)^o + \Delta Y^o$$

Compared with monetary exchange equation $MV = PQ$ by Irving Fisher in 1911(Office for National Statistics, 2013) it is evident that its foundation is not enough. Except for total sales increment and total yield increment of the year, last year's total sales and total yield is supported by existing money in the system. Furthermore, the velocity of money has no direct connection with money supply, because money owner can only use their money once.

Inflation rate and economy growth calculation

By changing monetary equation into another form, the relationship among money supply, all sales, inflation rate and economic growth will surface. Dividing both sides of monetary equation with total sales $P^o Q^o$ and reorganizing it we get inflation rate and the economy growth formula:

$$\frac{\Delta P}{P} + \frac{\Delta Q}{Q} = \frac{M' - \Delta AR' - \Delta Y^o}{P^o Q^o} \quad \text{or} \quad \frac{\Delta P}{P} + \frac{\Delta Q}{Q} = \frac{M'_1 - \Delta Y^o}{P^o Q^o}$$

The formula above tells that inflation rate plus growth equals new issued money minus available loan and reserve increment and yield increment divided by total sales of last year.

Actually the article *Relationship between the Money Supply and Inflation*(F.M.I. Strategy, 2012) already got close conclusion with the formula above: The perception relationship between money supply and inflation should take economic growth into consideration.

Interest rate calculation in closed economy

By summing up the balance sheets of four sub-systems (H, G, E, I), the relationship among economy growth, total loan and deposit of the term, accumulative total loan and deposit of last term, difference value between loan and deposit interest rate, time limit of loan and loan interest rate is

uncovered. The reasonable loan interest rate in a closed economy setting can be calculated with the formula below:

$$i_l = \frac{TL' - TD'}{ATL^o - ATD^o} - \frac{TL^o/K + wTD^o}{ATL^o - ATD^o} - \frac{Q'((PQ)^o + Y^o)}{ATL^o - ATD^o}$$

Here TL and TD are the total loan and deposit of this term respectively, ATL and ATD are accumulate total loan and deposit of last term resp., K is the time limit of the loan and w represents the difference value of loan and deposit interest rate.

In Taylor's monetary and policy rule, interest rate responds to changes in inflation and output (Taylor, 1993). The formula above provides a more close approach by taking new issued money into consideration.

Exchange rate calculation in open economy

Adding merchandise trading amount of export and import and capital flows in and out of the country to subsystem's balance sheet of closed economy, we get subsystems' balance sheets of open economy. By summing up five subsystems' balance sheets in an open economy setting, the relationship among supply, economy growth, export of last term, import of this term, surplus of capital flow and exchange rate will appear. We can calculate the exchange rate from the formula below.

$$Re = \frac{M'_1 - Q'(P^o Q^o + Y^o)}{(1 + Q')IM^o - EX^o - S'_e}$$

where: Re means exchange rate, IM represents import, EX denotes export and S_e means capital flow surplus. OANDA only listed top 5 factors affecting exchange rate: interest rate, employment outlook, economic growth expectation, trade balance and central bank action (OANDA). The formula also expounded the mathematical relationship among these factors.

8.2. Applications of simultaneous equation

The impacts of one variable to others

As the I-O model, simultaneous equation can be used to study the economic impacts of one variable change on others (Mouhammed, 2002). Actually, if we take M'_1 as a variable, the equation is a homogeneous system. Its solutions can be expressed with any one of six variables. So we can study the economic impacts on the other five variables caused by one variable change.

Economic simulating experiment

The simultaneous equation can be used to do economic simulating experiment. Input different set of macroeconomic control instruments like M'_1 , β_i and t (tax rate) with controlled level of inflation $\frac{\Delta p}{p}$ and expected target of growth $\frac{\Delta Q}{Q}$ together into simultaneous equation, we can get different set of x_{ij} . According to the desired economic state (x_{ij}), economy reality and feasibility of the instruments, policy maker can opt one set of macroeconomic control instrument (M'_1 , β_i , t) and put them into practice.

Reasons for stagnation

After the stagnation happened, the transaction variables x_{ij}^o in the period of economy crisis and x'_{ij} in the period of stagnation are all known. Rewrite simultaneous equation, the inflation rate $\Delta P/P$, subsystems's actual growth $(\frac{\Delta Q_h}{Q_h}, \frac{\Delta Q_g}{Q_g}, \frac{\Delta Q_e}{Q_e}, \frac{\Delta Q_i}{Q_i})$ can be solved.

$$x_{21}^o + x_{31}^o + x_{41}^o + x'_{51} = \left(1 + \frac{\Delta P}{P} + \frac{\Delta Q_h}{Q_h}\right) (x_{12}^o + x_{13}^o + x_{14}^o) + x'_{15}$$

$$x_{12}^o + x_{32}^o + x_{42}^o + x'_{52} = \left(1 + \frac{\Delta P}{P} + \frac{\Delta Q_g}{Q_g}\right) (x_{21}^o + x_{23}^o + x_{24}^o) + x'_{25}$$

$$\begin{aligned} \left[1 - \frac{\lambda}{1-\lambda} \left(\frac{\Delta P}{P} + \frac{\Delta Q_e}{Q_e}\right)\right] (x_{13}^o + x_{23}^o + x_{43}^o) + x'_{53} \\ = \left(1 + \frac{\Delta P}{P} + \frac{\Delta Q_e}{Q_e}\right) (x_{31}^o + x_{32}^o + x_{34}^o) + x'_{35} \end{aligned}$$

$$x_{14}^o + x_{24}^o + x_{34}^o + x'_{54} = \left(1 + \frac{\Delta P}{P} + \frac{\Delta Q_i}{Q_i}\right) (x_{41}^o + x_{42}^o + x_{43}^o) + x'_{45}$$

To show how to use the equation above, we use the hypothetical x_{ij}^o and x'_{i5} , $i = 1, \dots, 4$. Reallocate total loan with $\varepsilon_1(.1)$, $\varepsilon_2(.4)$, $\varepsilon_3(.35)$, $\varepsilon_4(.15)$, and

$$x'_{51} = .21584 \quad M'_1, x'_{52} = .86336 \quad M'_1, x'_{53} = .75544 \quad M'_1, x'_{54} = .32376 M'_1$$

Plug those known values (x_{ij}^o, x'_{ij}) into the equation we get:

$$\frac{\Delta P}{P} + \frac{\Delta Q_h}{Q_h} \approx .17, \frac{\Delta P}{P} + \frac{\Delta Q_g}{Q_g} \approx .57, \frac{\Delta P}{P} + \frac{\Delta Q_e}{Q_e} \approx .22, \frac{\Delta P}{P} + \frac{\Delta Q_i}{Q_i} \approx .15.$$

By the try and error method, we will obtain:

Inflation rate:	$\frac{\Delta P}{P} = 28\%$
Household real consumption growth:	$\frac{\Delta Q_h}{Q_h} = -11\%$
Government consumption growth:	$\frac{\Delta Q_g}{Q_g} = 29\%$
Enterprise real production growth:	$\frac{\Delta Q_e}{Q_e} = -6\%$
Invest real growth:	$\frac{\Delta Q_i}{Q_i} = -13\%$

Therefore on the basis of economic crisis, government's stimulating measures are the reason for stagnation. This conclusion provides a theoretical support to some existing deduction (The Christian Science Monitor, 2011).

Conclusion

We summarize below the main results and observations in this paper. Making use of balance sheets, we solve fundamental macro-economic issue.

- *Monetary equation:*

$$M' = \Delta(PQ)^o + \Delta Y^o + \Delta AR'.$$

- *Inflation rate and economy growth formula:*

$$\frac{\Delta P}{P} + \frac{\Delta Q}{Q} = \frac{M' - \Delta AR' - \Delta Y^o}{P^o Q^o}$$

- *Interest rate formula:*

$$i_l = \frac{TL' - TD'}{ATL^o - ATD^o} - \frac{\frac{TL^o}{K} + wTD^o}{ATL^o - ATD^o} - \frac{Q'((PQ)^o + Y^o)}{ATL^o - ATD^o}$$

- Exchange rate formula:


$$Re = \frac{M'_1 - Q'(P^o Q^o + Y^o)}{(1+Q')IM^o - EX^o - S'_e}$$

Applying simultaneous equation, we can do economic simulating experiment on computer, to provide scientific basic for macro economy management. We also see that government's stimulating measures in economic crisis are the reason for stagnation.

References

- [1] Fisher, I. (1916). Elementary Principles of Economics. Macmillan Co of Canada, p. 159.
 - [2] Santos J.R. (2012). An input-output framework for assessing disaster impacts on Nashville metropolitan region, *submitted* in Economic Systems Research.
 - [3] Leontief, W. (1970). Environmental repercussions and the economic structure: an input-output approach. *The Review of Economics and Statistics*, 52(3): 262–271.
 - [4] Leontief, W. (1986). Input-output economics. Oxford University Press, p. 20.
 - [5] Mouhammed, A.H. (2000). Introductory Mathematical Economics. M.E. Sharpe, p.73.
 - [6] Mouhammed, A.H. (2002). Introductory Mathematical Economics. M.E. Sharpe, pp. 85-87.
 - [7] Peneder, M. (2002). Industrial structure and aggregate growth. WIFO Working papers, No.182.
 - [8] Swenson, C.W, Moore, M.L. (1987). Use of input-output analysis in tax research. *Taxation, a Research Annual*, 1: 49-83.
 - [9] Taylor, J.B. (1993). Discretion versus policy rules in practice. In Carnegie-Rochester Conference series on public policy, 39: 195–214.
 - [10] Walras, L. (1954). Elements of Pure Economics or the Theory of Social Wealth. American Economic Association, Richard D. Irwin, inc, page 315.
- *** Exchange rate dynamics & currency factors: Top 5 factors affecting exchange rates. OANDA, <http://fxtrade.oanda.ca/learn/top-5-factors-that-affect-exchange-rates>
- *** The Christian Science Monitor. (2011). The real cause of economic stagnation. See <http://www.csmonitor.com/Business/The-Daily-Reckoning/2011/0921/The-real-cause-of-economic-stagnation>
- *** The Wall Street Journal. (2012). How Americans spend their money, <http://online.wsj.com/news/articles/SB10000872396390444358804578018823313863636>
- *** F.M.I. Strategy (2012). Relationship between the money supply and inflation, <http://www.macro-investing-strategy.com/money-supply-and-inflation/>
- *** Office for National Statistics (2013). The headlines: Household expenditure at a glance, <http://www.ons.gov.uk/ons/rel/family-spending/family-spending/2013-edition/sum-headlines.html>

ASERS



 **ASERS**
Publishing

Web: www.asers.eu

URL: <http://www.asers.eu/asers-publishing>

E-mail: asers@asers.eu asers2010@yahoo.co.uk

ISSN 2068 – 7710

Journal DOI: <http://dx.doi.org/10.14505/tpref>

Journal's issue DOI: [http://dx.doi.org/10.14505/tpref.v6.1\(11\).00](http://dx.doi.org/10.14505/tpref.v6.1(11).00)